

How to access the Bishop Walsh Parent Gateway

Before you can log onto the Bishop Walsh Parent Gateway you will need.

- A user name (this will have been sent to you by letter from the School)
- A temporary password (this will have been sent to you by letter from the School)

In an internet browser address bar type www.misonline.org.uk

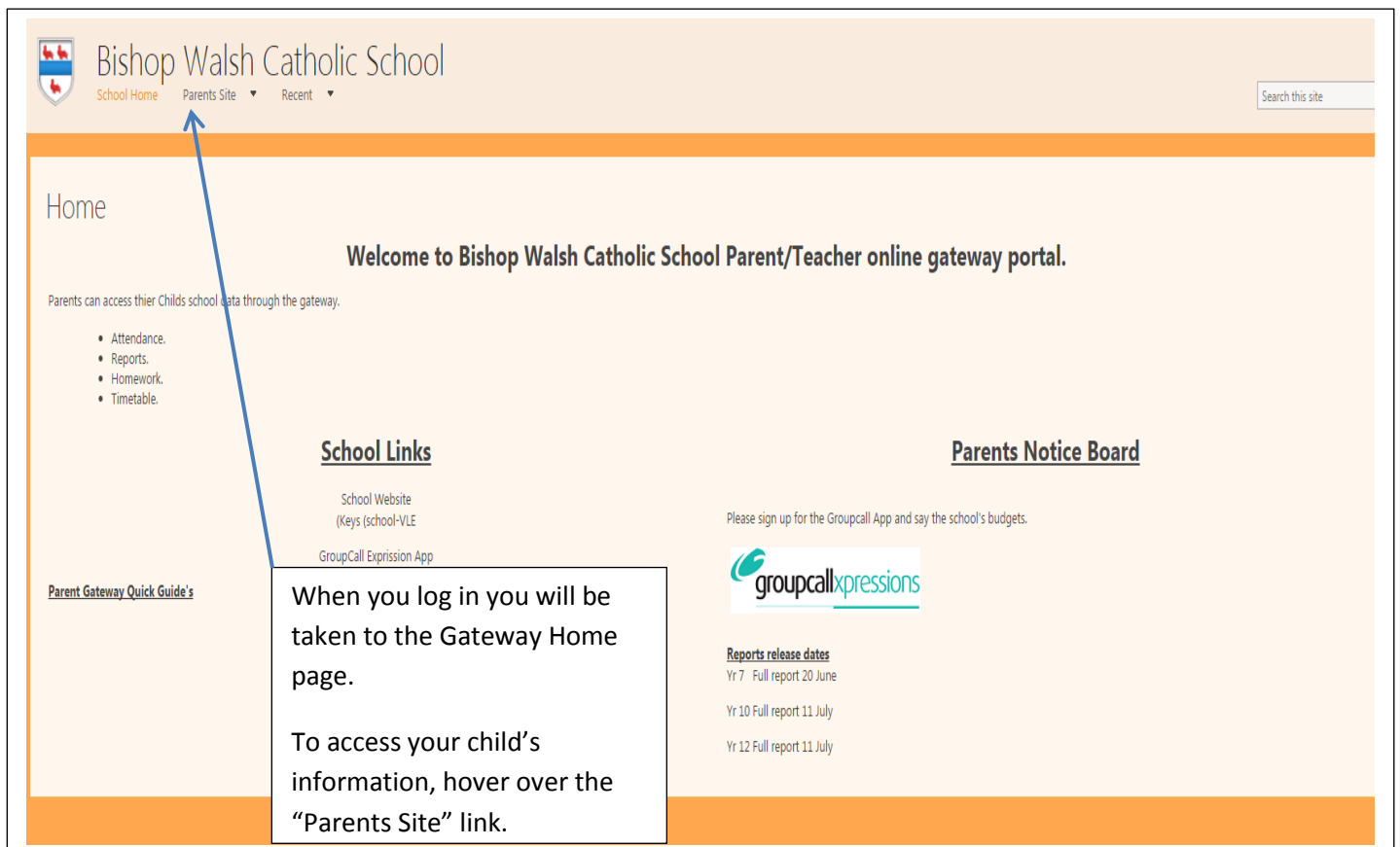
Log on Window



The screenshot shows the login interface for the MIS Online SIMS Learning Gateway. It features the MIS Online logo and the text 'MIS Online SIMS Learning Gateway'. Below this, there are two input fields: 'User name:' with a placeholder 'Domain\Username' and 'Password:' with a placeholder 'Password'. A 'Log On' button is positioned at the bottom of the form.

Enter your User name and Password, click log on

Note: when you log in for the first time you will be asked to enter a new password

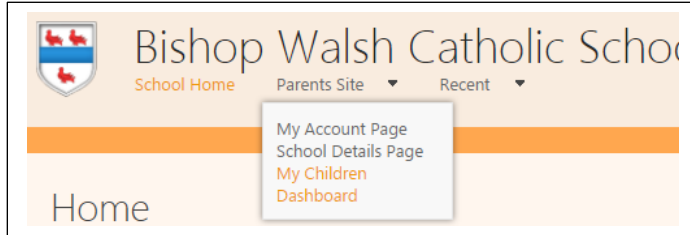


The screenshot displays the home page of the Bishop Walsh Catholic School Parent/Teacher online gateway portal. The header includes the school's logo and name, navigation links for 'School Home', 'Parents Site', and 'Recent', and a search bar. The main content area features a welcome message, a list of accessible data (Attendance, Reports, Homework, Timetable), and sections for 'School Links' (School Website, GroupCall Expression App) and 'Parents Notice Board' (GroupCall Expressions app sign-up, Reports release dates). A blue arrow points from the 'Parents Site' link in the header to a text box.

When you log in you will be taken to the Gateway Home page.

To access your child's information, hover over the "Parents Site" link.

Parents site link menu



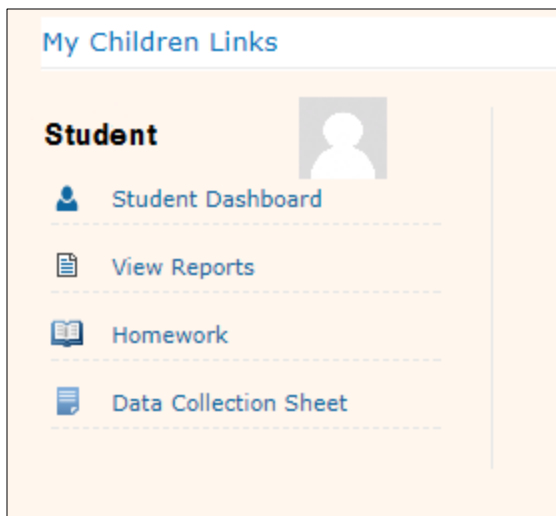
From the drop down menu you can access.

- My Account page.
- School Details Page.
- My Children Dashboard.

To access your child's report select My Children Dashboard. You will then be presented with this page.



Scroll to the bottom of the Page to the My Children Links section. From there you can then view your child's report by selecting View Reports.



When on the reports page please ensure that you click the downward arrow circled below. This will ensure you can see all of your child's reports. From there simply select the report to view it.


Bishop Walsh Catholic School > Parent > SLGPages > ViewReports

Parent

[View Reports](#)

Display:

▼ Academic Year 2017/2018

 BWS A2L Only Report Yr 13 Autumn 2017 Available Until: 13 Sep 2022